



FRONT RUNNER RACKS 2000 PTY LTD

1 Forssman Close  
Barbeque Downs, Kyalami

P.O.Box 7857  
Halfway House 1685  
Republic of South Africa

Tel: +27 11 466 - 0155/6  
Fax: +27 11 466 - 0163


Reg No : 99/23159/07

## **FRLR37-FITTING INSTRUCTIONS FOR SPARE WHEEL BRACKET ON BONNET**

1. Remove the bonnet from vehicle and turn upside down. Place the spare wheel bracket on the inside and measure 450mm from the back of the bonnet.



2. From the left side of Bracket – measure 472mm.





**FRONT RUNNER RACKS 2000 PTY LTD**


1 Forssman Close  
Barbeque Downs, Kyalami

P.O.Box 7857  
Halfway House 1685  
Republic of South Africa


Tel : +27 11 466 - 0155/6  
Fax: +27 11 466 - 0163

Reg No : 99/23159/07

3. From the centre of Bracket – measure 550mm to centre of bonnet spring.



4. Mark the holes.





FRONT RUNNER RACKS 2000 PTY LTD

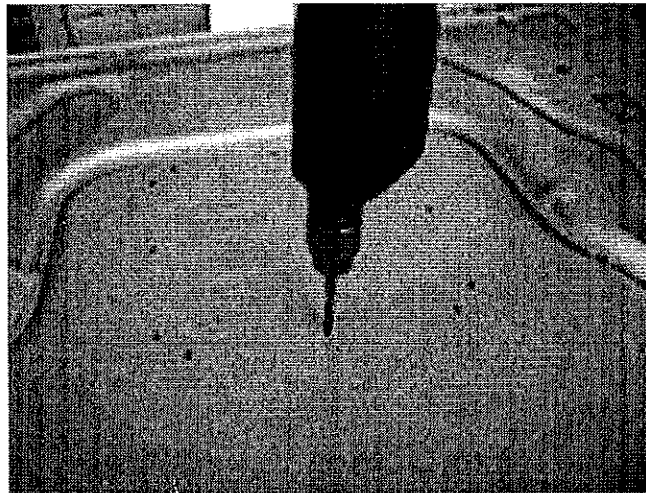
1 Forssman Close  
Barbeque Downs, Kyalami

P.O.Box 7857  
Halfway House 1685  
Republic of South Africa


Tel : +27 11 466 - 0155/6  
Fax: +27 11 466 - 0163

Reg No : 99/23159/07

5. Drill the holes to 6,5mm.



6. Place Bonnet Protector on bonnet. Place firmly in position and drill to 4.5mm and rivet down.





**FRONT RUNNER RACKS 2000 PTY LTD**

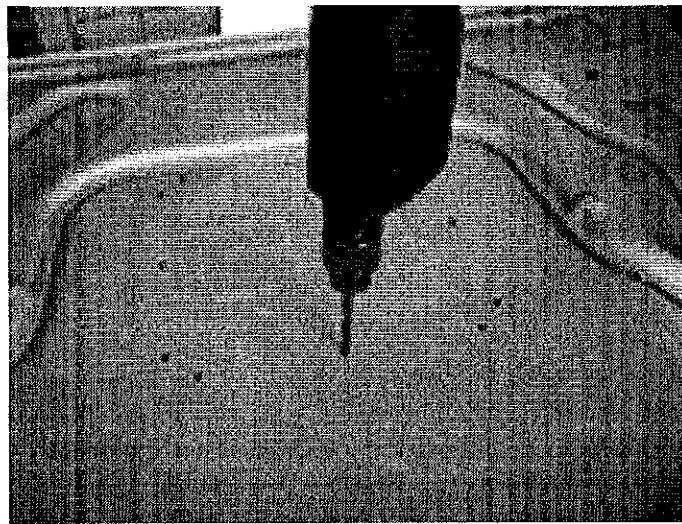
1 Forssman Close  
Barbeque Downs, Kyalami

P.O.Box 7857  
Halfway House 1685  
Republic of South Africa


Tel : +27 11 466 - 0155/6  
Fax: +27 11 466 - 0163

Reg No : 99/23159/07

7. After bonnet protector is on – turn bonnet around and drill the hole of the spare wheel bracket through to 6,5mm.



8. The holes are drilled through the Bonnet Protector.





**FRONT RUNNER RACKS 2000 PTY LTD**


1 Forssman Close  
Barbeque Downs, Kyalami

P.O.Box 7857  
Halfway House 1685  
Republic of South Africa


Tel : +27 11 466 - 0155/6  
Fax: +27 11 466 - 0163

Reg No : 99/23159/07

9. Bolt the spare wheel bracket down with the bolts supplied. M6 X 20.



10. Use the big M6 washers supplied on the inside.





**FRONT RUNNER RACKS 2000 PTY LTD**


1 Forssman Close  
Barbeque Downs, Kyalami

P.O.Box 7857  
Halfway House 1685  
Republic of South Africa


Tel : +27 11 466 - 0155/6  
Fax: +27 11 466 - 0163

Reg No : 99/23159/07

11. To mark the STOP RUBBERS for spare wheel – use the plate template supplied. Mark one corner and turn around for other corner.



12. Drill hole 6.5mm and put spacer rubber underneath stop rubber and bolt down with countersunk bolt.



### **PACKING LIST**

12 X M6 X 20  
12 X M6 MEDIUM WASHERS  
16 X M6 LARGE WASHERS  
16 X NYLOC NUTS  
1 X COMPLETE SPARE WHEEL BRACKET  
4 X STOP RUBBER  
4 X SPACER RUBBERS  
4 X M6 X 50

O:\ROOFRACKS, LOADBARS, RAILKITS, ACCESSORIES Aus\ROOF RACK & VEHICLE  
ACCESSORIES\Spare Wheel Brackets\FRLR37-BONNET SPARE WHEEL.doc

Created on 3/2/2009 10:37:32 AM



2 X M6 X 80

1 X SPACER PLATE

**FRONT RUNNER RACKS 2000 PTY LTD**

1 Forssman Close  
Barbeque Downs, Kyalami

P.O.Box 7857  
Halfway House 1685  
Republic of South Africa

Tel : +27 11 466 - 0155/6  
Fax: +27 11 466 - 0163

Reg No : 99/23159/07